



**NM DRUG OVERDOSE PREVENTION QUARTERLY MEASURES REPORT
SECOND QUARTER OF 2018 (2018Q2)**

**Substance Abuse Epidemiology Section
Prescription Drug Overdose Prevention Program
Injury and Behavioral Epidemiology Bureau
Epidemiology and Response Division**

This report is produced quarterly to track indicators related to drug overdose prevention. The indicators reported here allow for the tracking of three key interventions for prescription drug overdose: improving prescribing of controlled substances, increasing the availability of treatment for opioid dependence, and the increasing availability of naloxone in the community.

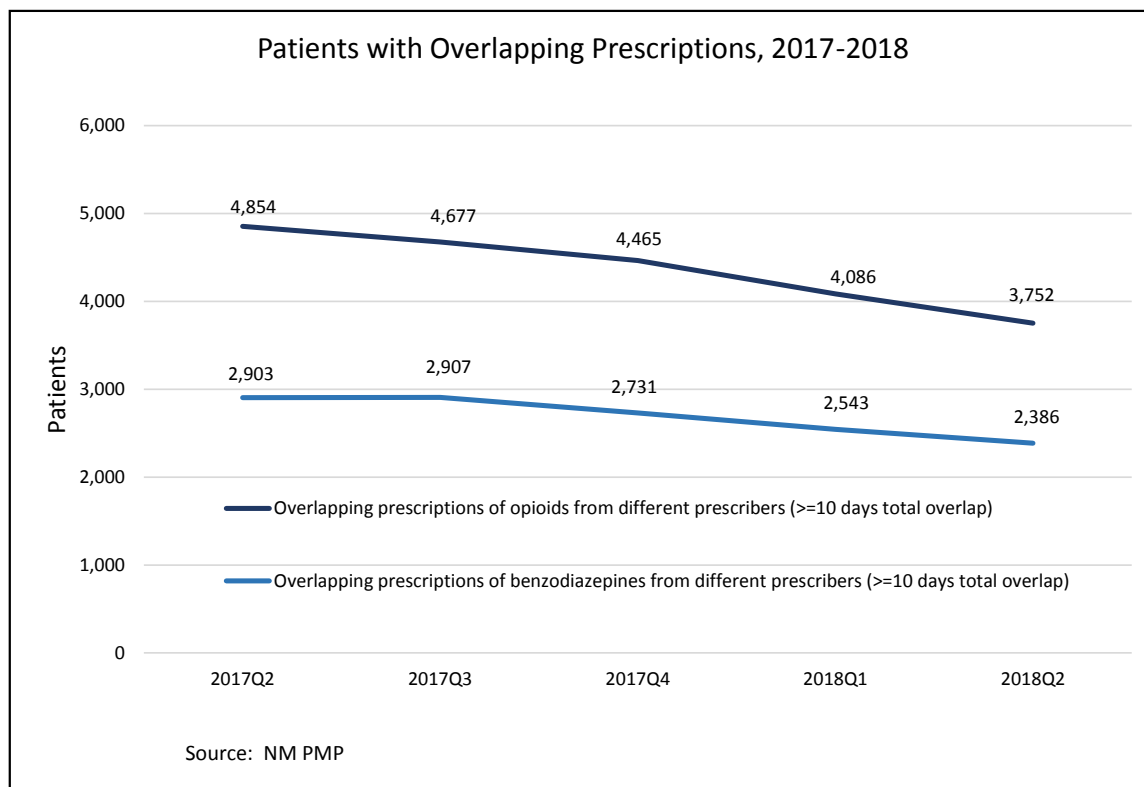
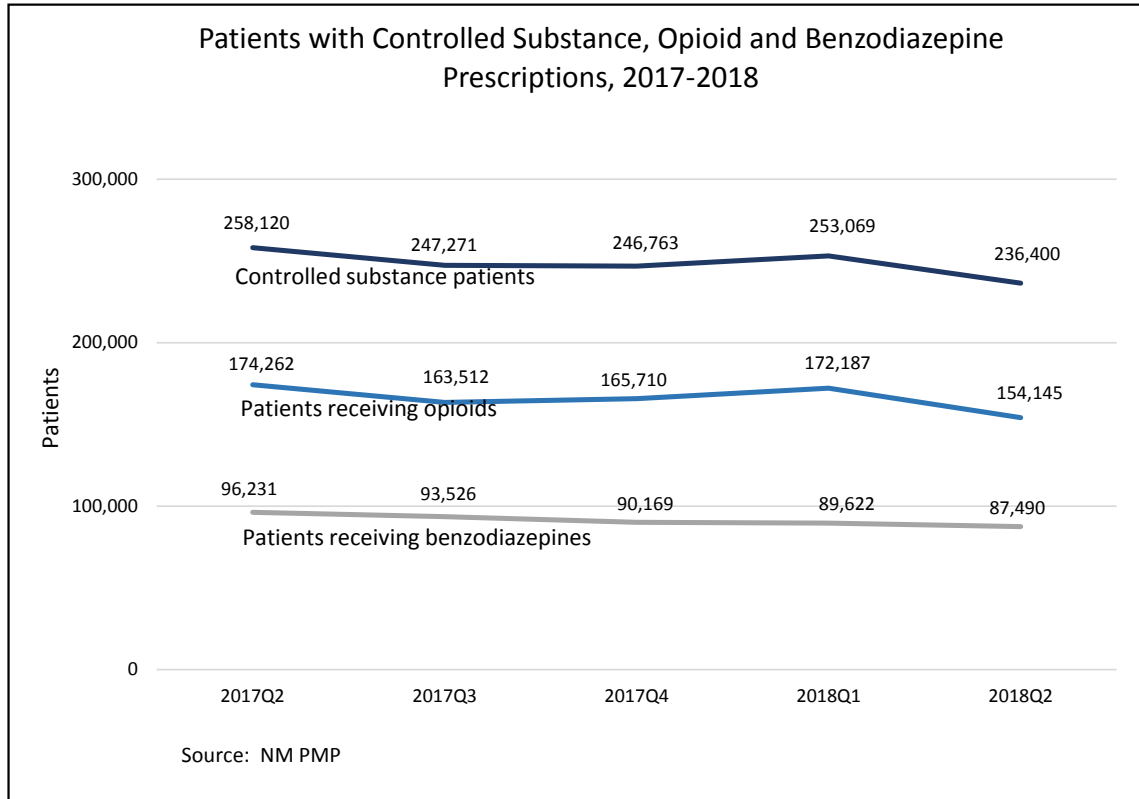
This report is based on calendar quarters: Q1 is January-March of the calendar year.

Data for this report were drawn from several sources:

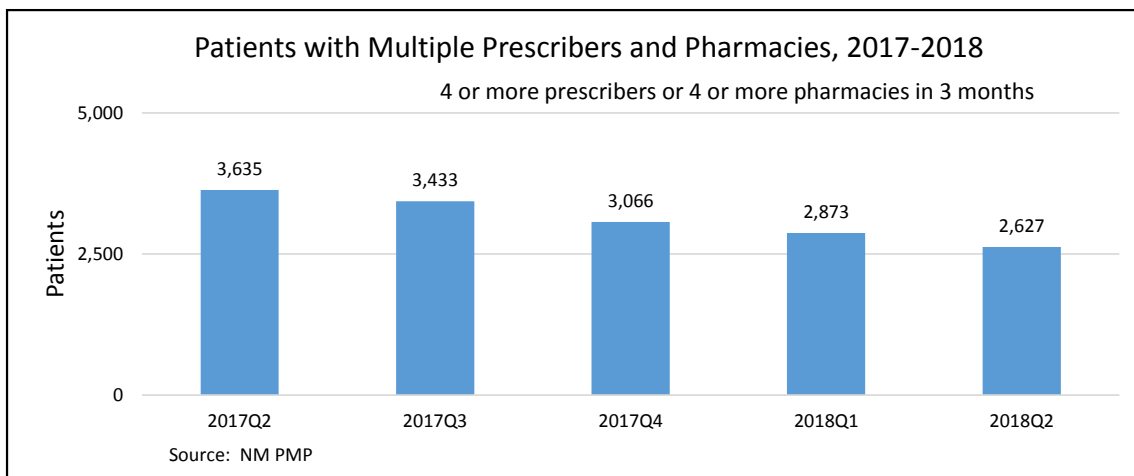
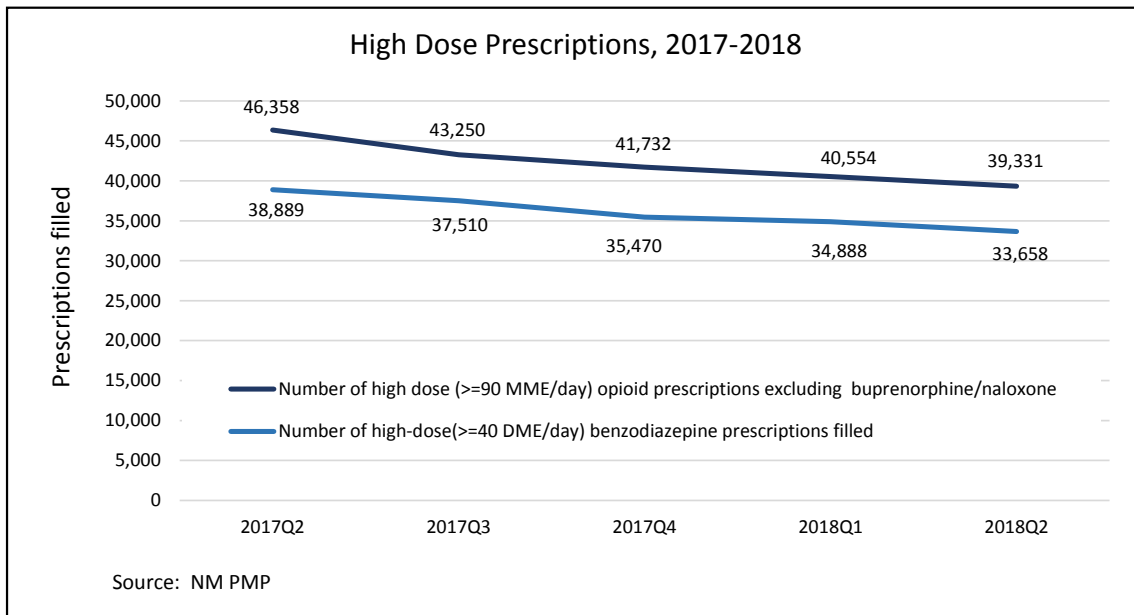
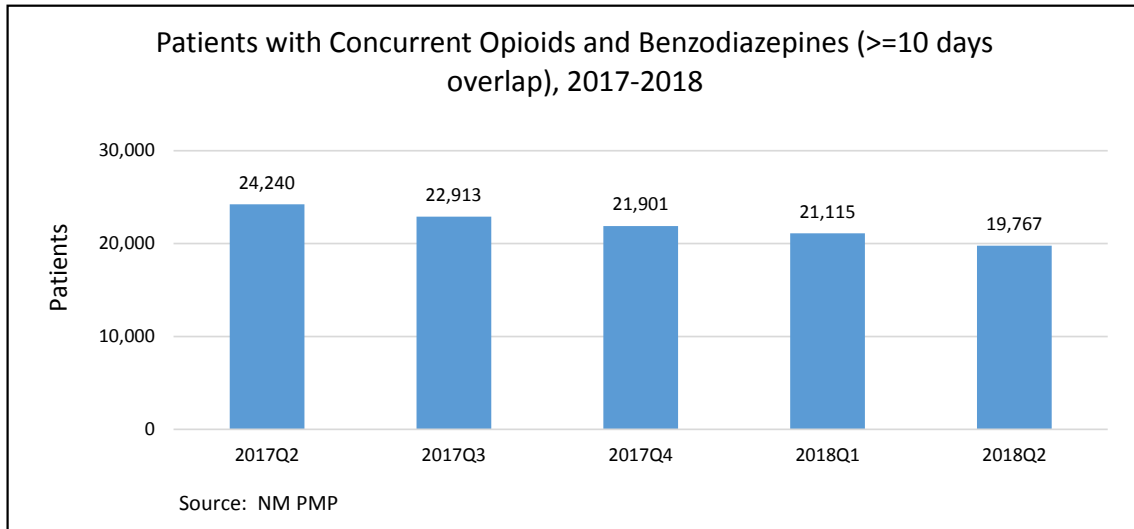
1. The Prescription Monitoring Program (PMP) operated by the NM Board of Pharmacy, which collects data on every controlled substance prescription filled in New Mexico.
2. New Mexico Medicaid in the Human Services Department, for data on methadone treatment paid by Medicaid, and for data on claims paid for naloxone prescriptions at pharmacies.
3. The State Opioid Treatment Authority in the Human Services Department for data on methadone treatment programs operating in New Mexico.
4. The NM Department of Health Syringe Services Program for data on naloxone distributed via syringe exchange sites

The PMP migrated from one hardware/software system (platform) to another at the end of October 2016. The platform supports the collection and management of prescription data for the PMP. With the platform change, the process by which DOH receives and processes PMP data also changed. This has caused small differences in trends due to changes in the completeness of the data. Also the Albuquerque VA hospital outpatient pharmacy began reporting in November 2016, adding more than 25,000 prescriptions per quarter, which impacts some trends.

I. New Mexico Prescription Monitoring Program (PMP) Measures



I. New Mexico Prescription Monitoring Program (PMP) Measures



I. New Mexico Prescription Monitoring Program (PMP) Measures

Totals

Year and Quarter	2017Q2	2018Q1	2018Q2	Quarterly % Change 2018Q1 vs 2018Q2	Quarterly % Change 2017Q2 vs 2018Q2
Total number of controlled substance patients	258,120	253,069	236,400	-6.6%	-8.4%
Number of patients receiving opioids	174,262	172,187	154,145	-10.5%	-11.5%
Number of opioid prescriptions filled (excluding buprenorphine/naloxone)	374,482	356,676	330,051	-7.5%	-11.9%
Number of buprenorphine/naloxone prescriptions filled	20,012	22,118	22,824	3.2%	14.1%
Number of high dose (>=90 MME/day) opioid prescriptions excluding buprenorphine/naloxone	46,358	40,554	39,331	-3.0%	-15.2%
Total MME of opioids filled - excluding buprenorphine/naloxone	338,384,470	309,735,438	296,877,603	-4.2%	-12.3%
Total MME/prescription-day	59	56	56	0.0%	-3.9%
Number of patients receiving benzodiazepines	96,231	89,622	87,490	-2.4%	-9.1%
Number of benzodiazepine prescriptions filled	213,185	198,390	192,903	-2.8%	-9.5%
Number of high-dose(>=40 DME/day) benzodiazepine prescriptions filled	38,889	34,888	33,658	-3.5%	-13.5%
Total DME of benzodiazepines filled	118,851,093	107,003,268	103,503,807	-3.3%	-12.9%
Total DME/patient	1,235	1,194	1,183	-0.9%	-4.2%

SOURCE OF DATA: NM Prescription Monitoring Program (PMP), NM Prescribers with at least 20 controlled substance patients

MME = Morphine Milligram Equivalent; reference at http://www.cdc.gov/drugoverdose/pdf/calculating_total_daily_dose-a.pdf

DME = Diazepam Milligram Equivalent; reference at <http://archinte.jamanetwork.com/article.aspx?articleid=217249>, 2004

I. New Mexico Prescription Monitoring Program (PMP) Measures

Number of Patients with:

Year and Quarter	2017Q2	2018Q1	2018Q2	Quarterly % Change 2018Q1 vs 2018Q2	Quarterly % Change 2017Q2 vs 2018Q2
High dose opioids (>=90 MME/day)	16,974	14,575	14,065	-3.5%	-17.1%
High dose benzodiazepines (>=40 DME/day)	17,208	15,336	14,870	-3.0%	-13.6%
Opioids >=90 days and <90% of days in past 6 months*	25,391	21,145	20,460	-3.2%	-19.4%
Opioids >=90% of days in past 6 months*	30,392	31,409	31,031	-1.2%	2.1%
Benzodiazepines >=90 days and <90% of days in past 6 months*	27,620	23,882	23,123	-3.2%	-16.3%
Benzodiazepines >=90% of days in past 6 months*	25,127	25,358	24,984	-1.5%	-0.6%
Overlapping prescriptions of opioids from different prescribers (>=10 days total overlap)	4,854	4,086	3,752	-8.2%	-22.7%
Overlapping prescriptions of benzodiazepines from different prescribers (>=10 days total overlap)	2,903	2,543	2,386	-6.2%	-17.8%
Concurrent opioid and benzodiazepines (>=10 days overlap)	24,240	21,115	19,767	-6.4%	-18.5%
High dose opioids (>=90 MME/day) plus benzodiazepines	4,894	3,922	3,643	-7.1%	-25.6%
Multiple prescribers and pharmacies: 4 or more prescribers or 4 or more pharmacies in 3 months	3,635	2,873	2,627	-8.6%	-27.7%
New Opioid Patients with at least 30 days of coverage in the past 3 months*	4,035	3,651	3,403	-6.8%	-15.7%
New Benzodiazepine Patients with at least 30 days of coverage in the past 3 months*	4,989	4,783	4,421	-7.6%	-11.4%

* The addition of reporting from a large health system in November 2016 inflated the number of apparent new patients in that quarter and affected the designation of chronic patients in 2016 Q4 and 2017 Q1.

SOURCE OF DATA: NM Prescription Monitoring Program (PMP), NM Prescribers with at least 20 controlled substance patients

I. New Mexico Prescription Monitoring Program (PMP) Measures

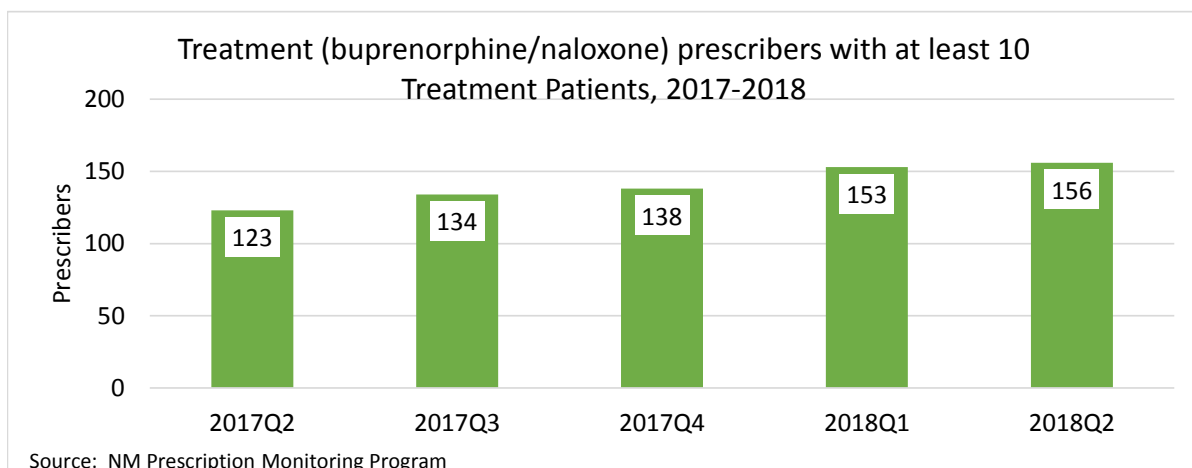
New Mexico Prescribers with at least 20 controlled substance patients:

Year and Quarter	2017Q2	2018Q1	2018Q2	Quarterly % Change 2018Q1 vs 2018Q2	Quarterly % Change 2017Q2 vs 2018Q2
Total active controlled substance prescribers	3,256	3,196	3,079	-3.7%	-5.4%
Prescribers with at least 50% high dose of opioid prescriptions, excluding treatment prescribers	64	54	62	14.8%	-3.1%
Prescribers with at least 50% high dose of benzodiazepine prescriptions	155	132	144	9.1%	-7.1%
Prescribers with at least 25% of patients having concurrent opioids and benzodiazepines	24	23	24	4.3%	0.0%
Some PMP Use: Requested reports on at least 25% of patients estimated to require them	938	974	1,062	9.0%	13.2%
Zero PMP Use: Requested no PMP reports on patients filling Controlled Substances	805	807	718	-11.0%	-10.8%
Number of Patients with PMP reports requested by practitioners	108,814	106,315	114,077	7.3%	4.8%
% of Chronic opioid users with a PMP request in the past 3 months*	59.6%	61.8%	61.8%	0.0%	3.6%
% of Chronic benzodiazepine users with a PMP request in the past 3 months*	38.1%	38.5%	39.9%	3.5%	4.5%
% of New Opioid Patients with a PMP request in the past 3 months**	15.6%	14.0%	17.6%	26.0%	12.6%
% of New Benzodiazepine Patients with a PMP request in the past 3 months**	18.9%	19.3%	21.1%	9.2%	11.6%

*Chronic users are those with at least 90 days of coverage in six months.

**New patients are those with more than 4 days of coverage in the quarter and none in the prior quarter.

SOURCE OF DATA: NM Prescription Monitoring Program (PMP), NM Prescribers with at least 20 controlled substance patients



II. Medication Assisted Treatment (Buprenorphine/naloxone and methadone) Measures

Year and Quarter	2017Q2	2018Q1	2018Q2	Quarterly % Change 2018Q1 vs 2018Q2	Quarterly % Change 2017Q2 vs 2018Q2
Treatment (buprenorphine/naloxone) prescribers with at least 10 treatment patients	123	153	156	2.0%	26.8%
Buprenorphine/naloxone patients (>=10 days)	5,012	5,668	5,895	4.0%	17.6%
Buprenorphine/naloxone prescriptions filled	20,012	22,118	22,824	3.2%	14.1%
Total Practitioners with DATA Waiver		555	580	4.5%	
Nurse Practitioners and PA's with DATA Waiver		103	114	10.7%	

Medicaid Methadone Treatment

Number of distinct individuals with methadone claims paid by NM Medicaid	4,711	5,066	5,152	1.7%	9.4%
Number of distinct NM Medicaid providers of methadone	10	11	11	0.0%	10.0%

Methadone Treatment Programs by Survey Date	3/2017	1/2018	3/2018	4/2018
Number of Methadone Treatment Programs	15	15	16	16
Number of Methadone Treatment Patients in those Programs	5,531	5,275	5,662	6,076

The PMP platform changed in Q4 2016, which may impact comparability of buprenorphine/naloxone data; methadone data are not affected by the PMP change.

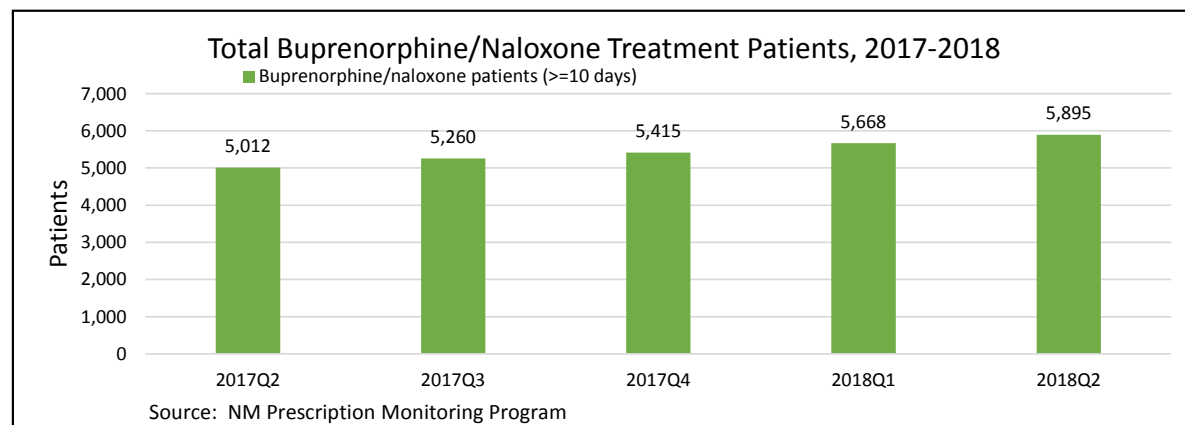
DATA Waivered provider data are as of the last month of the quarter

Sources:

Buprenorphine/naloxone data: NM Prescription Monitoring Program

Methadone data: NM Human Services Department, State Opioid Treatment Authority; NM Medicaid

DATA Waivered providers: US DEA Diversion Control Division



III. Naloxone Distribution and Usage Measures

Year and Quarter	2017Q1	2017Q4	2018Q1	Quarterly % Change 2017Q4 vs 2018Q1	Quarterly % Change 2017Q1 vs 2018Q1
Total number of NM Government Program Naloxone Enrollments	420	1,361	1,781	30.9%	324.0%
Total Number of NM Naloxone Doses distributed	1,948	6,334	8,080	27.6%	314.8%
Total Number of NM Reported Reversals	364	399	385	-3.5%	5.8%

Year and Quarter	2017Q2	2018Q1	2018Q2	Quarterly % Change 2018Q1 vs 2018Q2	Quarterly % Change 2017Q2 vs 2018Q2
Pharmacies Presenting Medicaid Naloxone Claims	159	190	200	5.3%	25.8%
Number of Medicaid Naloxone Claims Processed	605	1,644	1,505	-8.5%	148.8%
Number of Police Agencies Carrying Naloxone	25	73			

Some naloxone doses were given to organizations and may not have been distributed in that quarter.

Reported Reversals are not necessarily individual level data, as one person could have overdosed and been reversed more than once. Data on reversals are combined across several agencies and programs, and the definition of a reversal may vary.

An outpatient pharmacy could present claims in more than one quarter. The total number was obtained by counting each pharmacy once. There were 369 outpatient Pharmacies with a NM address in 2017 according to the Board of Pharmacy.

All law enforcement agencies have been contacted about naloxone training and use. The data reported reflect the number of agencies where at least some officers are carrying naloxone.

